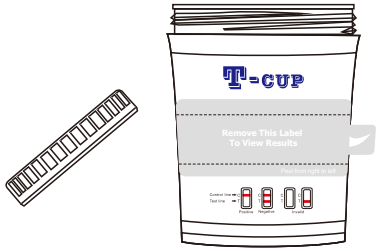
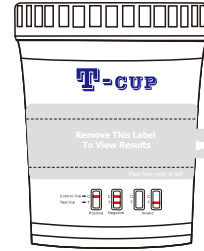


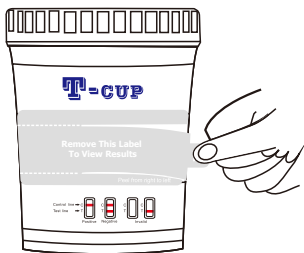
**1** Donor removes cap.



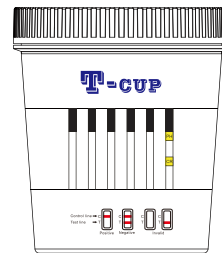
**2** Donor provides specimen. Recap the cup and place the urine test cup on a flat surface.



**3** Technician peels off label to view results.



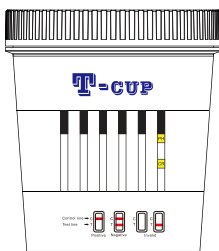
**4** Read adulteration test results between 1-2 minutes.



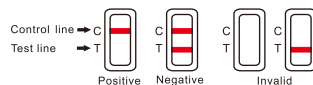
Note: Not all cup configurations come with Adulteration Strip.

Adulteration Strip  
See color chart and package insert for interpretation

**5** Read Drug Strip at 5 minutes. Do not read the test results after 5 minutes.



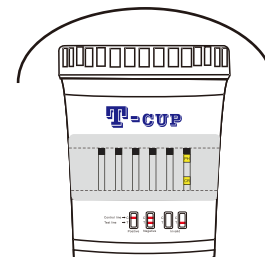
Read results at 5 minutes.



**6** Technician dates and initials the security seal and places security seal over cap.

Date \_\_\_\_\_ Initial \_\_\_\_\_ Security Seal

Place security seal over cup



All positive results are presumptive and should be confirmed by an alternative method (e.g. GC/MS)